


# La Joya Independent School District

## Academic Excellence Indicator System Annual Report and Public Hearing

November 30, 2011



*Texas Education Code Chapter 39\** requires each district's board of trustees to publish an annual report that includes the AEIS report; campus performance objectives; a report of violent or criminal incidents; and, information received under Texas Education Code §51.4023(e) from the Texas Higher Education Coordinating Board.

\* The 2010-11 AEIS Guidelines refer to TEC Chapter 39 as it existed before amendment by House Bill (HB) 3, 81st Texas Legislature, 2009. This remains in effect through the 2010-11 school year.



# **2011 Accountability Ratings**

**La Joya ISD – Recognized**

# 2011 Accountability Ratings

**Exemplary**

Jimmy Carter Early College High School

# 2011 Accountability Ratings

## Recognized (18 Campuses)

La Joya Palmview High School	Memorial Middle School
Ann Richards Middle School	John F. Kennedy Elementary
Guillermo Flores Elementary	Rosendo Benavides Elementary
Eligio Kika De La Garza Elementary	E. B. Reyna Elementary
Elodia R. Chapa Elementary	Jose De Escandon Elementary
Diaz-Villarreal Elementary	Narciso Cavazos Elementary
Patricio Perez Elementary	Henry B. Gonzalez Elementary
Lloyd M. Bentsen Elementary	Sam Fordyce Elementary
Enrique Kiki Camarena Elementary	William J. Clinton Elementary

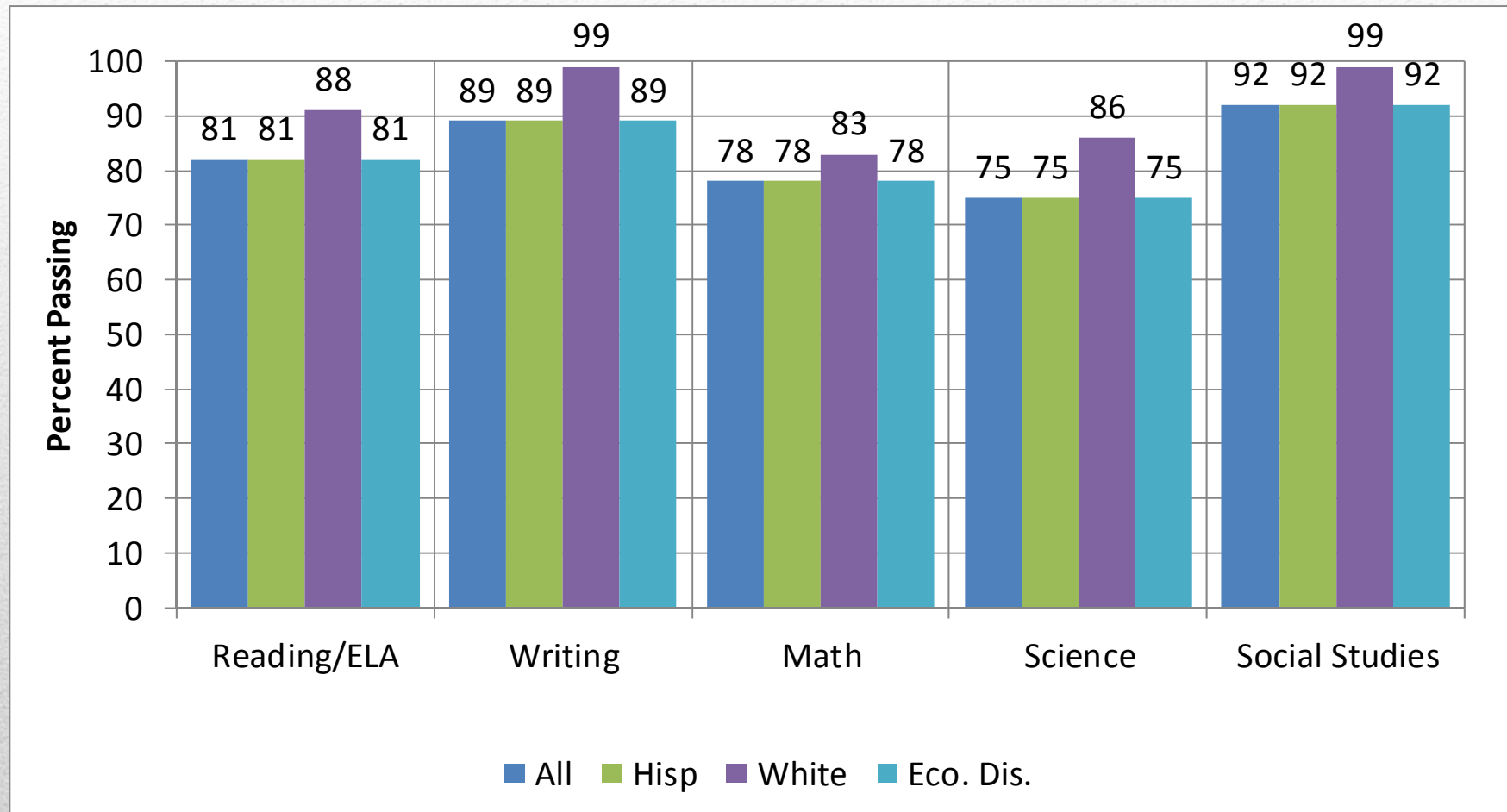
# 2011 Accountability Ratings

## Academically Acceptable (16 Campuses)

La Joya High School	Juarez-Lincoln High School
Lorenzo De Zavala Middle School	Cesar Chavez Middle School
Dr. Javier Saenz Middle School	Irene Garcia Middle School
Juan De Dios Middle School	Domingo Trevino Middle School
Leo J. Leo Elementary	Tabasco Elementary
Emiliano Zapata Elementary	Juan Seguin Elementary
Dr. Americo Paredes Elementary	Corina Pena Elementary
Evangelina Garza Elementary	Dr. Maria Palmira Mendiola

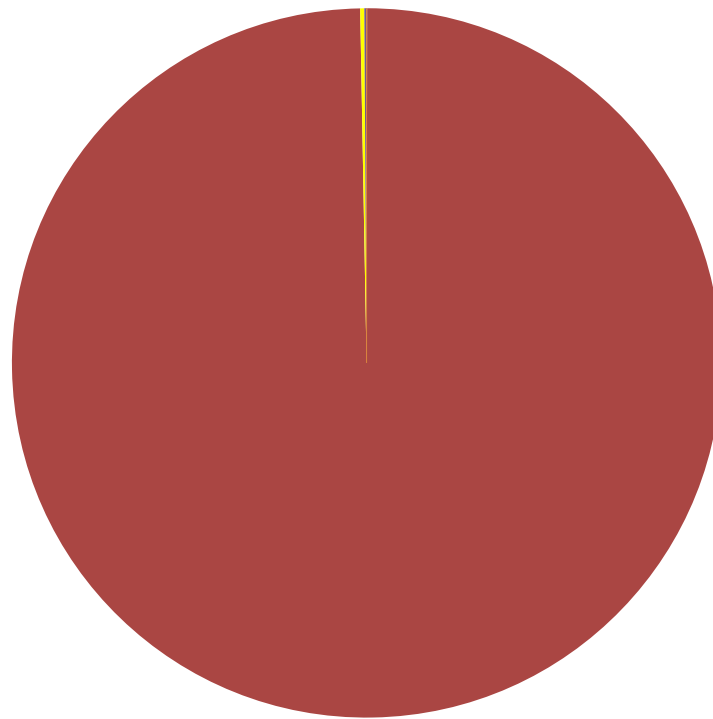
# 2011 TAKS Performance – La Joya ISD

## State Accountability Table



# 2011 Student Demographics

Total Students = 28,805



■ African American = 8

■ Hispanic = 28,704

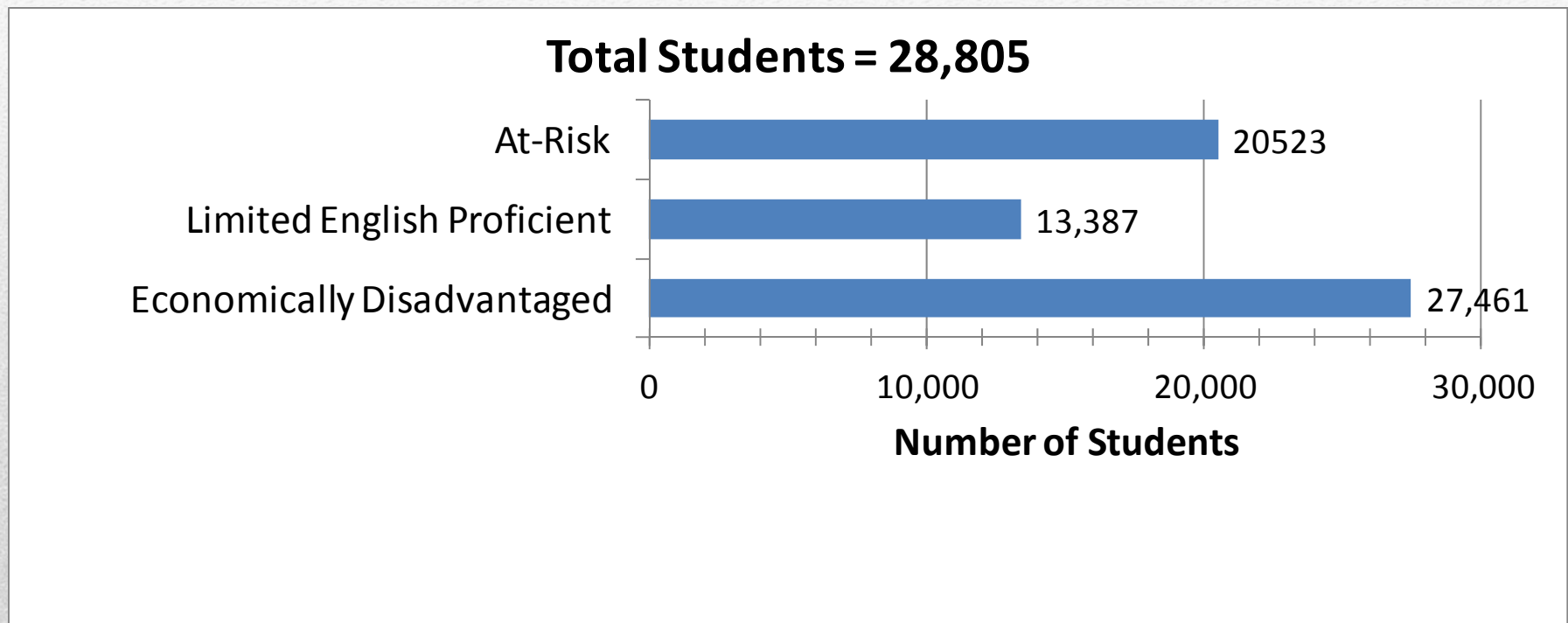
■ White = 55

■ American Indian = 25

■ Asian = 3

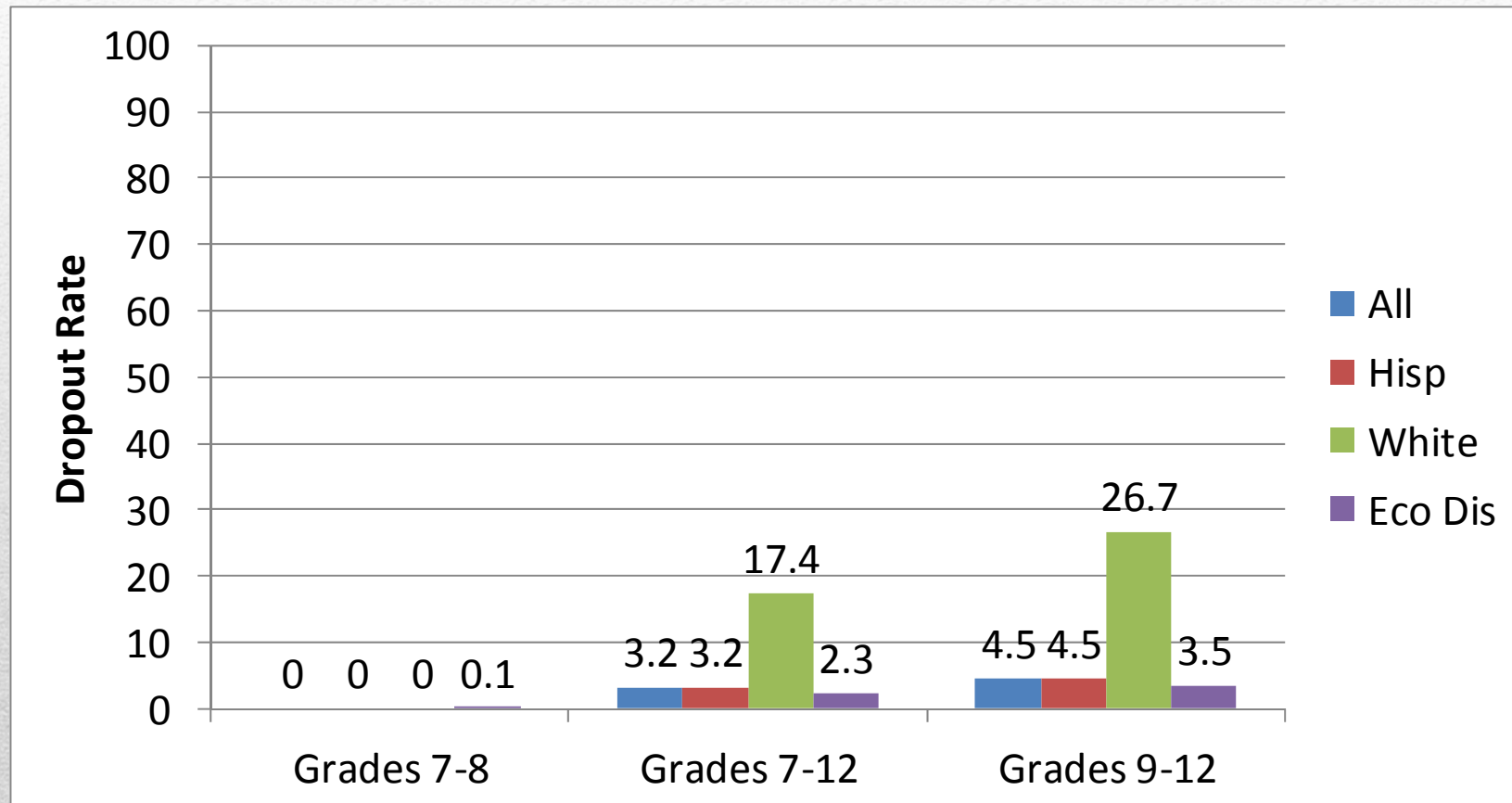
■ Pacific Islander = 0

# 2011 Student Demographics

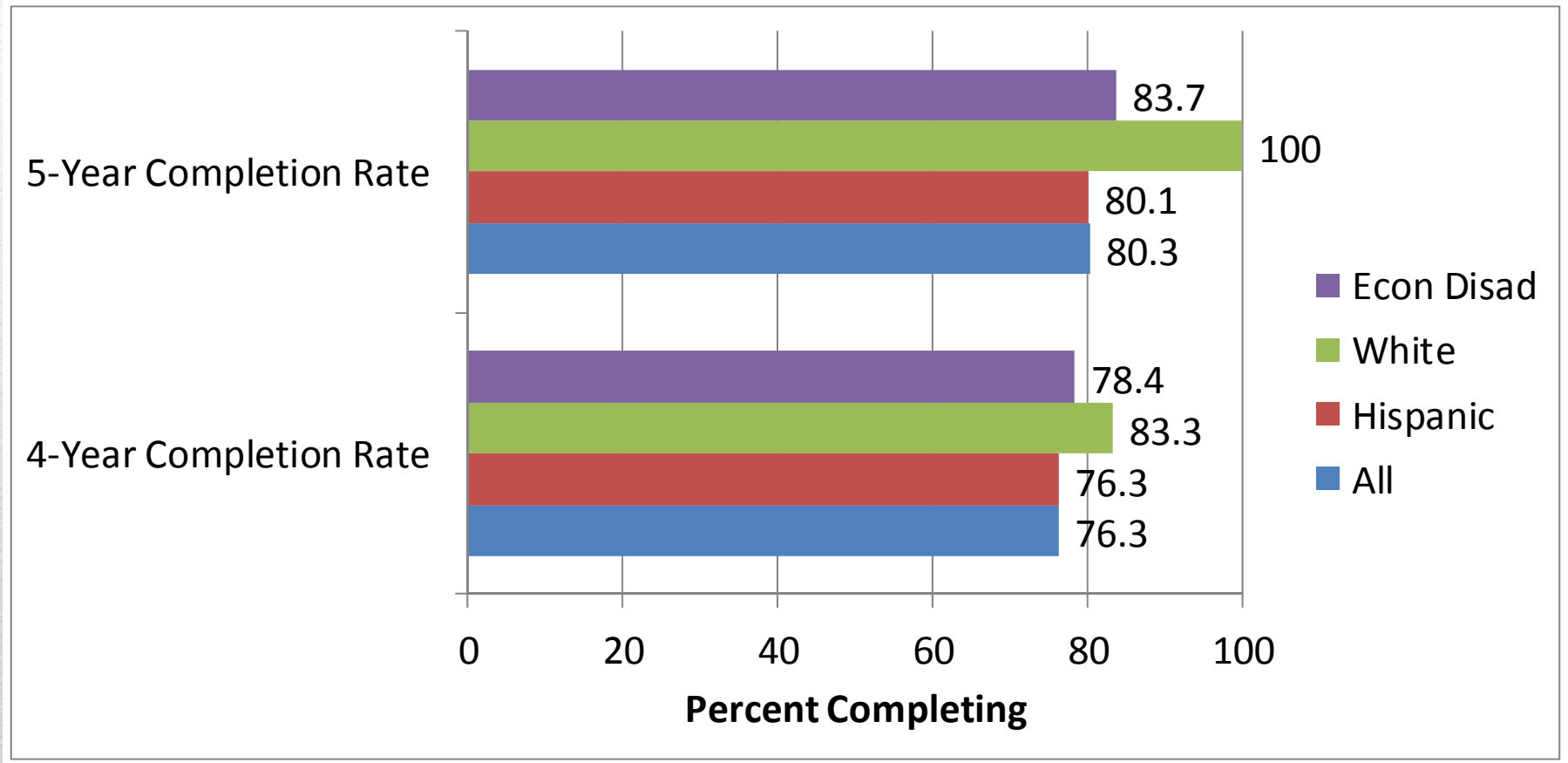


# Dropout Rates

(Based on 2009-2010 Data)



# Completion Rates

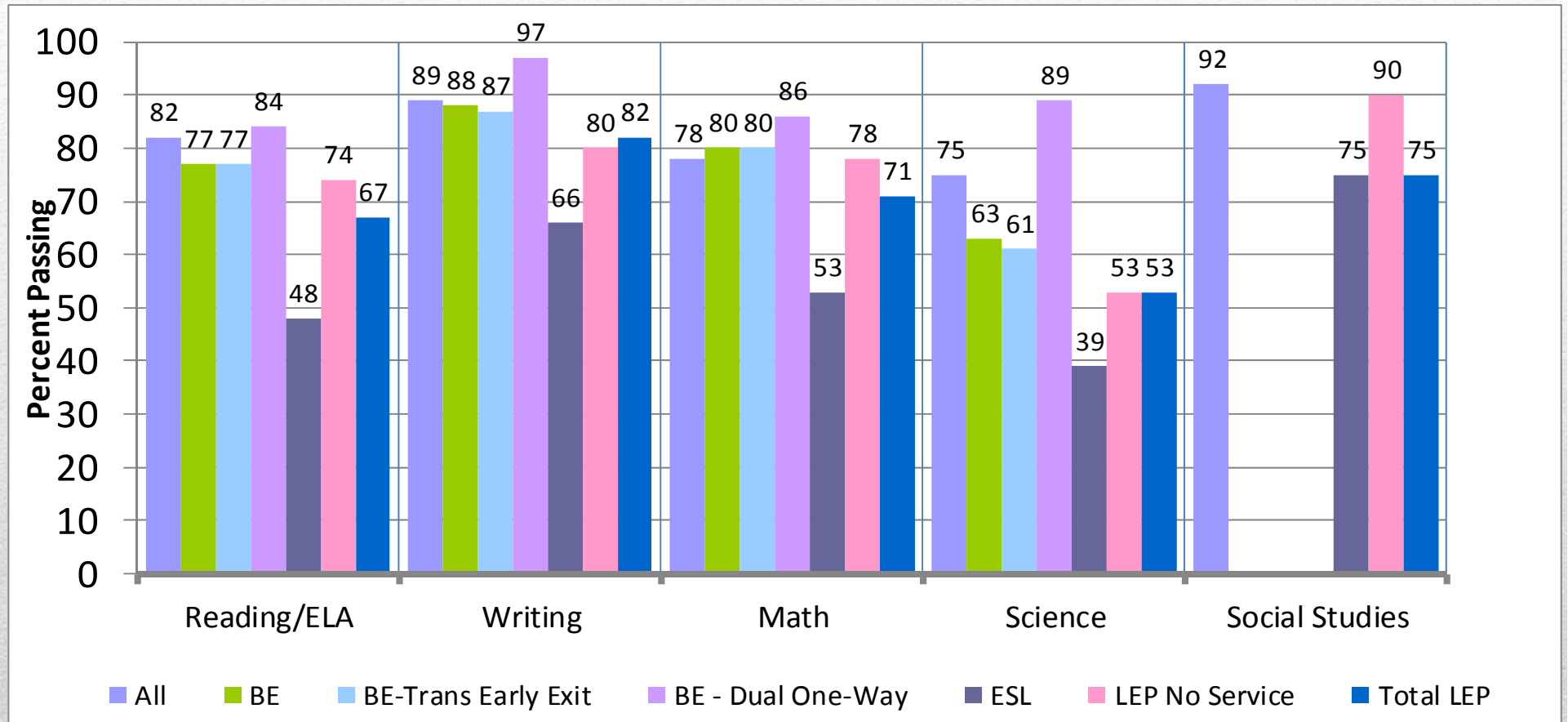




# Gold Performance Acknowledgements:

- Advanced Academic Courses (2009-10)
  - 38.9% *La Joya ISD*
  - 29.7% *Region One*
  - 26.3% *Texas*
  
- Recommended High School Program/Distinguished Achievement Program (Class of 2010)
  - 93.8% *La Joya ISD*
  - 91.8% *Region One*
  - 82.7% *Texas*
  
- Commended on Social Studies
  - 32% *La Joya ISD*
  - 36% *Region One*
  - 47% *Texas*

# 2011 TAKS Performance – Bilingual/ESL





# Campus Performance Objectives

- Campus Improvement Plans are based on the AEIS data.
- Performance Objectives are approved by the Board of Trustees.
- Data from the AEIS gives direction for the development of performance objectives that are low in relation to the accountability standards.

# District Performance Objectives

<b>Subject</b>	<b>1 Year Milestone Percent Passing</b>
STAAR Reading/ELA	75
STAAR Writing	75
STAAR Mathematics	70
STAAR Science	70
STAAR Social Studies	80
STAAR English I EOC	60
STAAR Algebra I EOC	65
STAAR Geometry EOC	65
STAAR Algebra II EOC	60
STAAR Biology EOC	55
STAAR World Geography EOC	50

The Texas Education Agency has not yet set passing standards for STAAR.



**La Joya Independent School District  
2010-2011  
Violent and Criminal Incidents Report**

By  
Ms. Marina Abdullah  
Executive Director for Student Services

# Violent and Criminal Incidents

- Texas statute (TEC 39.053) requires La Joya Independent School District to publish an annual report on violent and criminal incidents at the district.
- The report must include: number, rate and type of incidents, information concerning school violence prevention and intervention policies and procedures used by the district, and findings from the Safe and Drug-Free Schools and Communities Act (SDFSC) Survey.

**Violent criminal acts are those reported under Public Education Information Management System (PEIMS) 425 Record for reason codes 17, 18, 19, 28, 30, 32, and 46.**

<b>Incident Type</b>	<b>2008-2009</b>	<b>2009-2010</b>	<b>2010-2011</b>
(17) Murder, capital murder, criminal attempt to commit murder	0	0	0
(18) Indecency with a child	3	0	0
(19) Aggravated Kidnapping	0	0	0
(28) Assault against someone other than a school district employee or volunteer	31	59	59
(30) Aggravated assault against someone other than a school district employee or volunteer	2	1	1
(32) Sexual assault or aggravated sexual assault against someone other than a school district employee or volunteer	1	2	0
(46) Aggravated robbery	0	1	0
<b>TOTAL:</b>	37	63	60

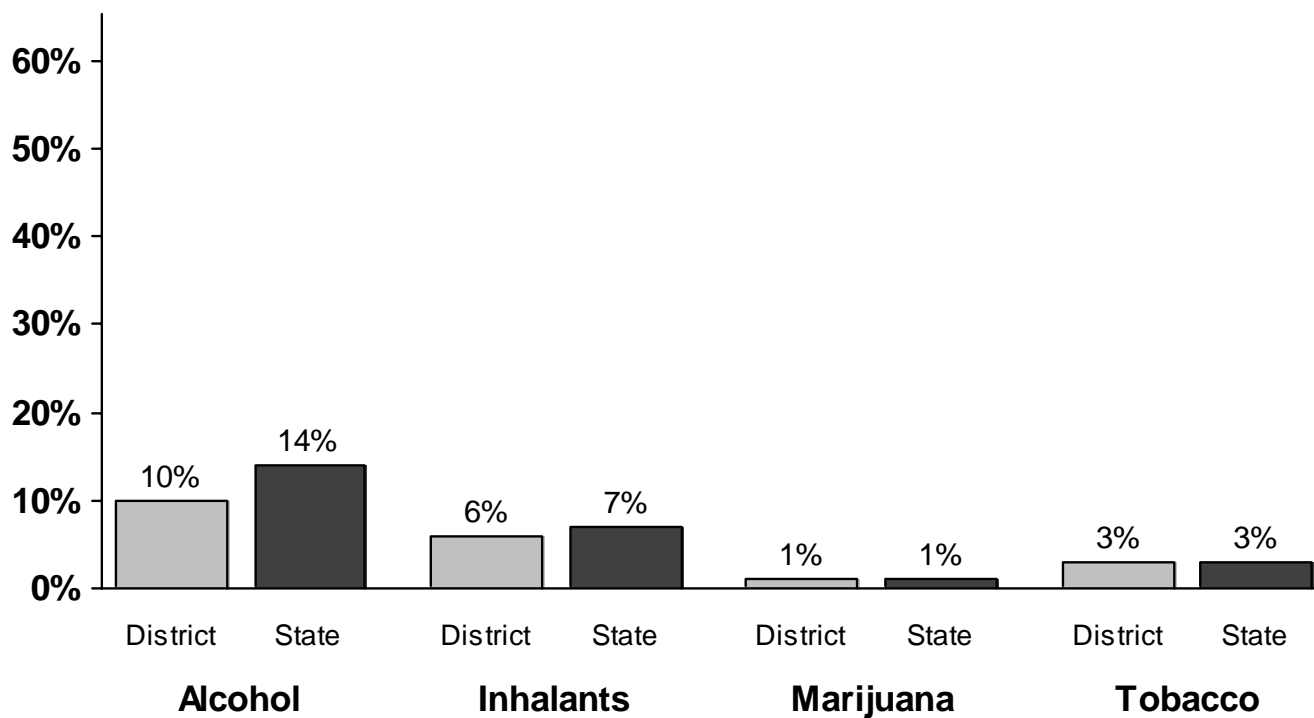
# Violent and Criminal Incidents

## Findings that result from Safe and Drug Free Schools and Communities Act (SDFSC)

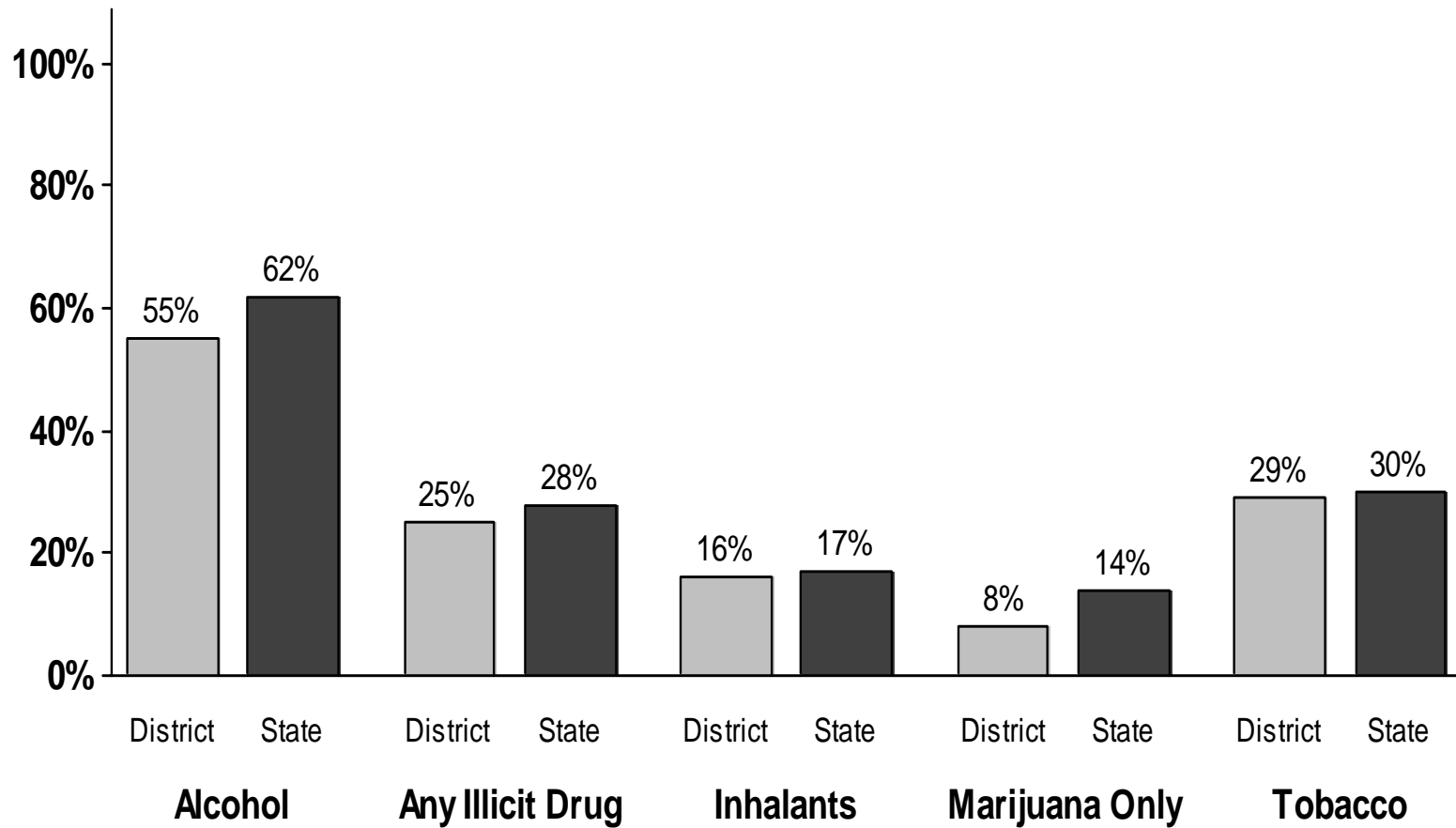
- The Texas School Survey, conducted by the Public Policy Research Institute (PPRI) in conjunction with the Texas Department of State Health Services (DSHS), is administered every other year to a representative sample of Texas students in grades 4 through 6 and grades 7 through 12.
- The Survey collects (**self-reported**) use of Tobacco, Alcohol, Inhalants, and Marijuana use from elementary and/or secondary students in individual districts throughout the State of Texas.
- **In the Spring of 2010, a total of 1473 elementary students in grades 4 through 6 completed the survey.**
- **A total of 2124 secondary students in grades 7<sup>th</sup> -12<sup>th</sup> also participated in the survey.**


## Comparison Between La Joya ISD and State Prevalence of Past School Year Substance Use Among Elementary Students

**Figure 1-B  
Prevalence of Past School Year Substance Use  
Among Elementary Students  
In LA JOYA ISD**



**Figure 1-A**  
**Prevalence of Lifetime Substance Use**  
**Among Secondary Students**  
**In LA JOYA ISD**





## District Overview of Results Elementary & Secondary Students

- Overall, the general use of tobacco, marijuana, and inhalants among La Joya ISD **elementary students** in 2010 was similar to that reported by their counterparts statewide.
- Overall, La Joya ISD **elementary students** were experimenting with alcohol in 2010 at rates lower than those reported by their counterparts statewide.
- Overall, the general use of tobacco, alcohol, inhalants and marijuana among La Joya ISD **secondary students** in 2010 was lower to that reported by their counterparts statewide.

## School Violence Prevention and Intervention Policies and Procedures used by the District

- District Student Code of Conduct
- Surveillance Cameras
- Chapter 37: Preventions and Interventions
- Safe and Drug Free Schools (SDFSC)
- School Counseling
- Referrals to Outside Agencies
- Anti-bullying Campaign + Drug Prevention Use Campaigns
- Responsibility Education
- Value Codes
- Response to Intervention (RTI)
- DAEP Incentive Program with Campus Follow Up
- Section 504
- Special Education Services
- Communities in Schools
- Parental Involvement
- Anti-gang Violence and Crime Prevention Community Task Force
- High School use of “Discipline Center” Model by Dr. Jason Mixon
- Monthly Administrative Trainings on Discipline Issues

## High School Graduates from 2008-2009 Enrolled in Texas Public or Independent Higher Education in 2009-2010

County	District	Total Graduates	GPA for 1st Year in Public Higher Education in Texas					Unk
			<2.0	2.0-2.49	2.5-2.99	3.0-3.49	>3.5	
<b>LA JOYA ISD</b>								
	108912004 JUAREZ-LINCOLN H S							
	Four-Year Public University	38	12	7	8	6	3	2
	Two-Year Public Colleges	72	11	12	11	11	10	17
	Independent Colleges & Universities	1						
	Not Trackable	46						
	Not Found	95						
	Total High School Graduates	252						
	108912001 LA JOYA HIGH SCHOOL							
	Four-Year Public University	126	34	21	28	22	19	2
	Two-Year Public Colleges	195	63	25	19	28	35	25
	Independent Colleges & Universities	3						
	Not Trackable	48						
	Not Found	204						
	Total High School Graduates	576						
	108912007 LA JOYA PALMVIEW H S							
	Four-Year Public University	54	10	6	14	12	8	4
	Two-Year Public Colleges	122	41	17	15	21	15	13
	Independent Colleges & Universities	5						
	Not Trackable	32						
	Not Found	146						
	Total High School Graduates	359						

Source: Texas Higher Education Coordinating Board and Texas Education Agency

"Not found" graduates have standard ID numbers that were not found in the specified Fall term at Texas higher education institutions.

"Not trackable" graduates have non-standard ID numbers that will not find a match at Texas higher education institutions.

Includes high schools with more than 25 graduates. If enrollment in public higher education less than 5, the GPA data is omitted.

# Accessing the AEIS Report

The complete AEIS report will be available at the websites and location listed below.

- TEA - <http://ritter.tea.state.tx.us/perfreport/aeis/>
- District Website – [www.lajoyaisd.com](http://www.lajoyaisd.com)
- Central Office – Office of Curriculum and Evaluation